

# Science Knowledge Organiser—Animals Including Humans

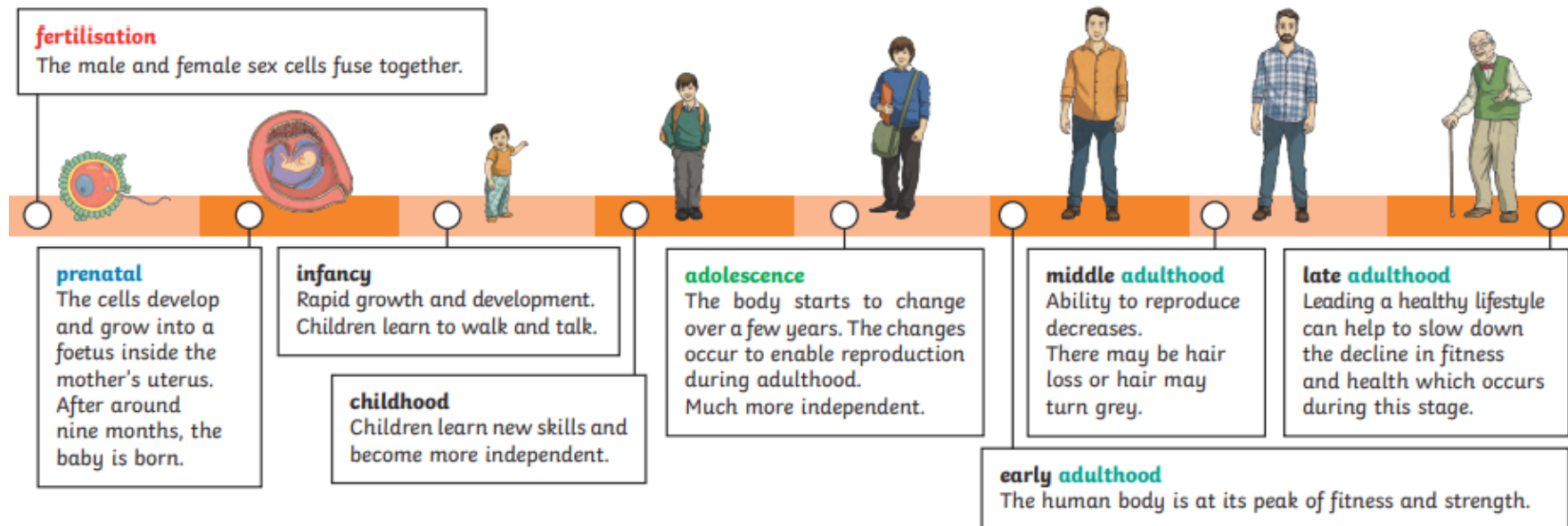
## Curriculum Objectives

By the end of this unit, your child will be able to:

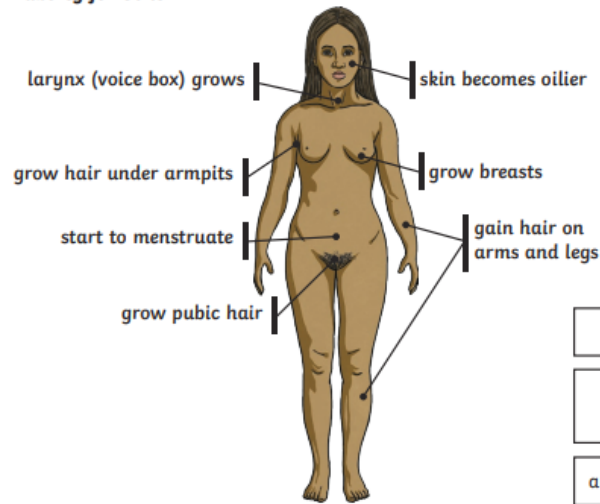
- Compare and present data using bar and line graphs.
- Report findings in oral form.
- Order the stages of human development.
- Demonstrate understanding of how babies grow in height and weight.

By the end of this unit, your child will be able to:

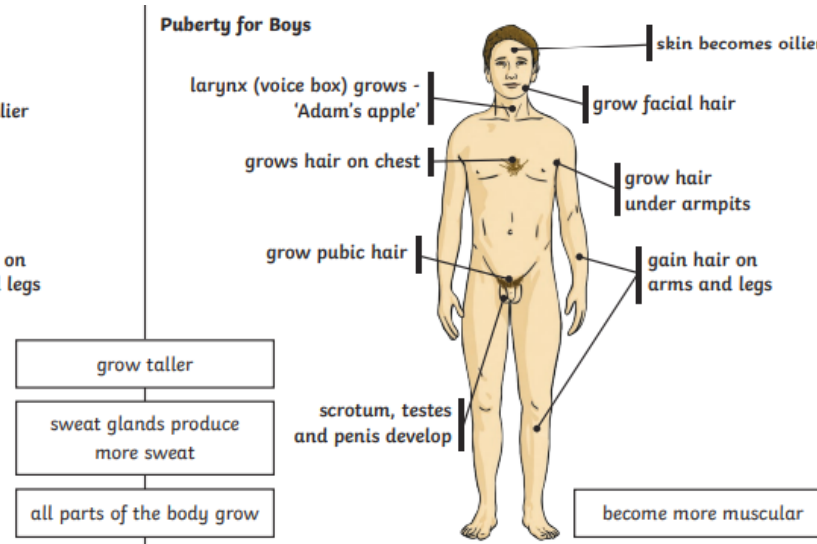
- Describe the main changes that occur during puberty.
- Analyse the similarities and differences between how boys and girls experience puberty.
- Explain the main changes that take place in old age.



### Puberty for Girls



### Puberty for Boys



### Key facts

Puberty can start at any point, usually between the ages of 11 and 17. It is different for each person and can happen at any point.

During puberty, changes do not happen over night. It is an ongoing process which can last, on average, between 2 and 5 years.

Women have a special organ that men don't have. This organ is called a womb. This is where a fertilised egg will begin to develop.

When you are born, the umbilical cord is cut to separate the mother and baby. This then heals and becomes the baby's belly button.

### Key Vocabulary/Terminology

<b>Birth</b>	When your life start as a physically separate being.
<b>Conception</b>	When the egg and sperm meet to being the development of a foetus.
<b>Foetus</b>	A baby that is developing in the womb.
<b>Fertilisation</b>	The action of fusing the male and female sex cells in order to develop and egg.
<b>Puberty</b>	A time in the human life cycle when the body goes through changes to become an adult.
<b>Sperm</b>	The male sex cell.
<b>Womb</b>	An organ in which the foetus grows and devel-ops.